

Ideal for pool surrounds, patios, driveways and walkways.

7000 PSI Compressive strength, which is twice that of concrete

Pavers have a thickness of 1.25" (3.2cm)

Easy install: Over a 1" bed of sand

No maintenance necessary





Nonslip, antiqued surface

Soft on bare feet

Resistant to frost damage (astm-666)



Available in sizes;  
8x8, 8x16, 16x16, and 16x24.  
Custom sizes can be produced as  
special order with 6 week lead time.



Nothing can imitate the *Beauty* of real Natural Stone

Almond



Silver



Noce



Scabos



Beige



Picasso



# Quartzite Split-Face Wall Cladding



*Beachwood Light*



*Spring Wood Charcoal*



*Outback Brown*



*Arizona Multi-Color*


## Applications:



# Travertine & Marble Split-Face Wall Cladding



*Ivory Travertine*



*Noce Travertine*



*Scabos Travertine*



*Coco Travertine*



*Carrera Marble*



*Silver Travertine*



*Natura Blend*




# SPLIT-FACE TRAVERTINE



3/4" THICK NATURAL STONE (TRAVERTINE) VENEER  
 AVAILABLE IN 7", 4" AND 2.5" HEIGHTS FOR ASHLAR PATTERN  
 LENGTHS ARE RANDOM (GENERALLY BETWEEN 6" TO 24")  
 INSTALLS LIKE TILE OVER A STRUCTURALLY SOUND WALL,  
 JUST LIKE MANUFACTURED STONE  
 NO MAINTANENCE REQUIRED, WILL NOT DEGRADE OR FADE,  
 RESISTANT TO EXTREME WEATHER CONDITIONS.  
 VISIT [TRU-STONE.NET](http://TRU-STONE.NET) FOR AVAILABLE COLOURS AND MORE INFO.

*Nothing can imitate the beauty of real natural stone*



# TRAVERTINE PAVERS



1 1/4" THICK NATURAL STONE (TRAVERTINE)  
 EASY TO INSTALL: OVER A 1" BED OF SAND OR LIMESTONE SCREENING.  
 CAN BE MORTARED TO AN EXISTING CONCRETE BASE AND GROUTED.  
 NO MAINTANENCE NECESSARY, NONSLIP, BRUSHED SURFACE  
 GENTLE ON BARE FEET.  
 AVAILABLE IN MODULAR SIZES: 8x8, 8x16, 16x16 AND 16x24  
 ALSO AVAILABLE IN 1/2" TILE.  
 COPINGS ARE AVAILABLE IN 12x12 SIZE WITH A FULL BULLNOSE.

RESISTANT TO EXTREME WEATHER CONDITIONS.

